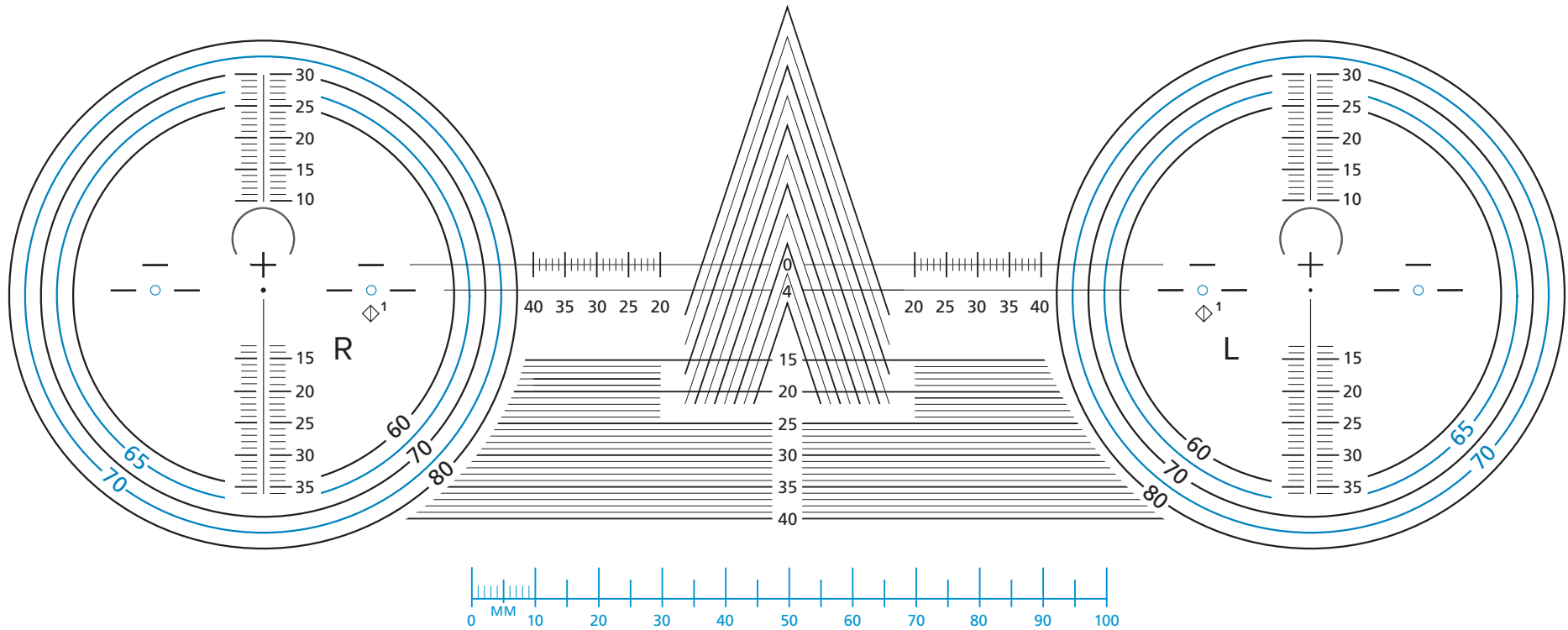


EYEZEN™ CUTOUT CHART

Minimum Fitting Height 15mm



Please verify correct size with a ruler



◇¹ Lens Engraving symbol location

PRINTING INSTRUCTIONS

To print this measuring chart at the correct size from Acrobat Reader:

1. Go to **File**, then select **Print**
2. Under **Page Sizing & Handling** options, select **Actual Size**
3. Click on **Print** button to print

Note: Chart measurements will be incorrect if "Fit" or other page-scaling options are selected. It is recommended to verify the printed chart is the correct size with a ruler.

LENS ENGRAVING	
PRODUCT	SYMBOL
Eyezen 1 (0.40 D)	
Eyezen 2 (0.60 D)	
Eyezen 3 (0.85 D)	